

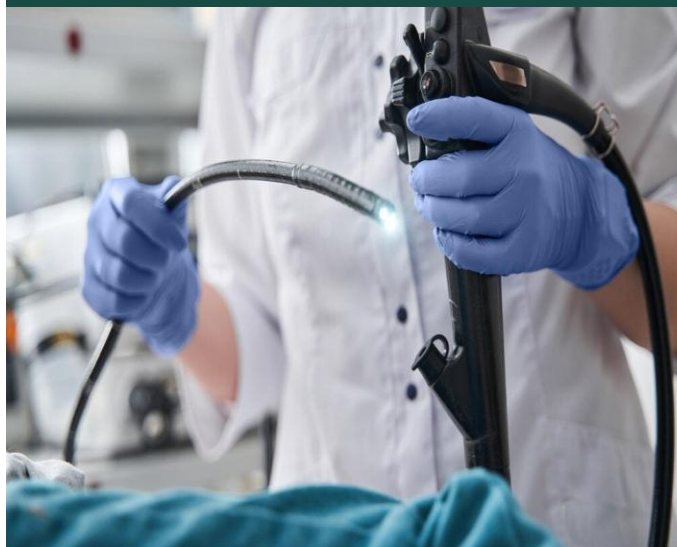


### ***Percutaneous Endoscopic Gastrostomy (PEG) Tube :***

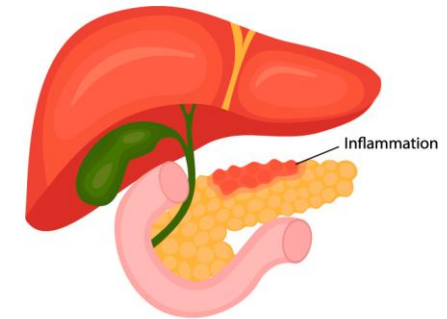
- A **PEG tube** is a flexible feeding tube inserted through the abdominal wall into the stomach for long-term nutritional support.
- When **PEG** Is Recommended
  - Stroke patients with impaired swallowing
  - Blockages or tumors in the upper esophagus
  - Patients unable to take adequate food or medicines orally

### ***Endoscopic Retrograde Cholangiopancreatography (ERCP) :***

- **ERCP** is a specialised procedure that uses endoscopy along with X-ray imaging to diagnose and treat problems in the bile ducts and pancreatic ducts.
- Therapeutic steps such as stone removal, stent placement, or duct dilation can be performed during the same session.



Pancreatitis



### ***Chronic Pancreatitis :***

- **Chronic pancreatitis** is long-standing inflammation of the pancreas that gradually damages the organ and reduces both its digestive (exocrine) and hormonal (endocrine) functions.
- Symptoms & Consequences :
  - Weight loss
  - Diarrhoea or fatty stools
  - Nutritional deficiencies
  - Development of diabetes due to damaged insulin-producing cells

## *Obstructive Jaundice :*

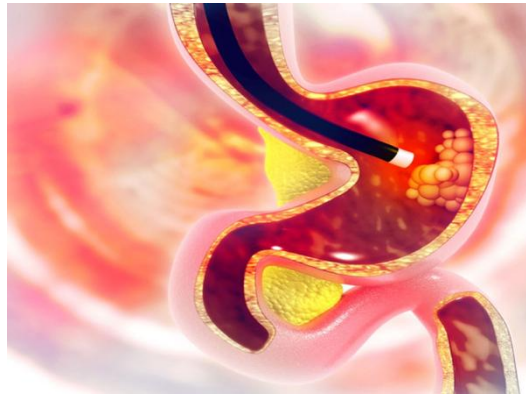
- **Obstructive jaundice** occurs when the normal flow of bile from the liver is blocked.



- This obstruction may be due to:
  - Gallstones lodged in the bile ducts
  - Narrowing (strictures) of the ducts
  - Tumours, either benign or cancerous
- When bile cannot drain properly, bilirubin builds up in the bloodstream, leading to yellowing of the skin and eyes.

## *Upper GI Endoscopy (EGD) :*

- **Upper GI endoscopy** helps evaluate the esophagus, stomach, and duodenum using a flexible tube with a light and camera.



## *Push Enteroscopy :*

- **Push enteroscopy** is performed to examine the small intestine up to 20–30 cm beyond the duodenum, providing evaluation of areas not reachable by standard upper GI endoscopy.



## *Colonoscopy :*

- A colonoscopy allows direct viewing of the rectum, colon, and terminal ileum using a long flexible tube with a camera.



### **Contact Us :**

Smt. Rasilaben Sevantilal Shah Venus Hospital  
Near Lal Darwaja Flyover, Ring Road, Surat  
Gujarat-395003

Enquiry No : 0261 2700300/01

Email : [info@venushospital.in](mailto:info@venushospital.in)